

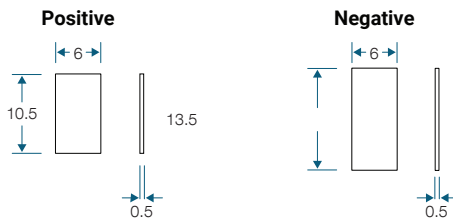


## PS-1223 12V 2.10 AH @ 20-hr. 12V 1.70 AH @ 10-hr.

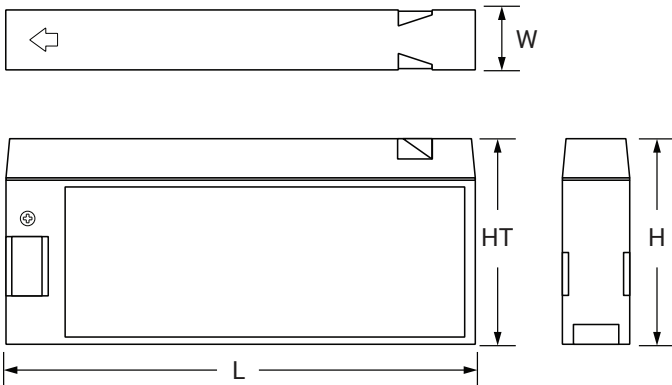
Rechargeable Sealed Lead Acid Battery  
PS – General Purpose Series

### TERMINALS: (mm)

Pressure Contacts:



### DIMENSIONS: inch (mm)



L: 7.17 (182) W: 0.94 (24) H: 2.40 (61) HT: 2.40 (61)  
Tolerances are +/- 0.04 in. (+/- 1mm) and +/- 0.08 in. (+/- 2mm) for height dimensions.  
All data subject to change without notice.

## FEATURES

- Absorbent Glass Mat (AGM) technology for superior performance
- Valve regulated, maintenance free spill proof construction
- Power/volume ratio yielding excellent energy density
- Rugged vibration and impact resistant ABS case and cover
- Gas recombination technology
- 5 year design life

## APPROVALS

- Approved for transport by air. D.O.T., I.A.T.A., F.A.A. and C.A.B. certified
- U.L. recognized
- ISO9001:2015 – Quality management systems

## PERFORMANCE SPECIFICATIONS

Nominal Voltage	12 volts (6 cells)
Nominal Capacity	
20-hr. (0.090A,1.75V/cell)	2.10 AH
10-hr. (0.170A,1.75V/cell)	1.70 AH
5-hr. (0.31A,1.75V/cell)	1.55 AH
1-hr. (1.28A,1.60V/cell)	1.28 AH
Approximate Weight	1.50 lbs. (0.68 kg)
Internal Resistance (approx.)	80mΩ
Max Short-Duration Discharge Current (5 Sec.)	31.5A
Shelf Life	PS series batteries may be stored for up to 6 months at 250 C(770F) and then a freshening charge is required. For higher temperatures the time interval will be shorter.
Operating Temperature Range	
Charge	-4°F (-20°C) to 104°F (40°C)
Discharge	5°F (-15°C) to 122°F (50°C)
Case	ABS Plastic

Distribuidor

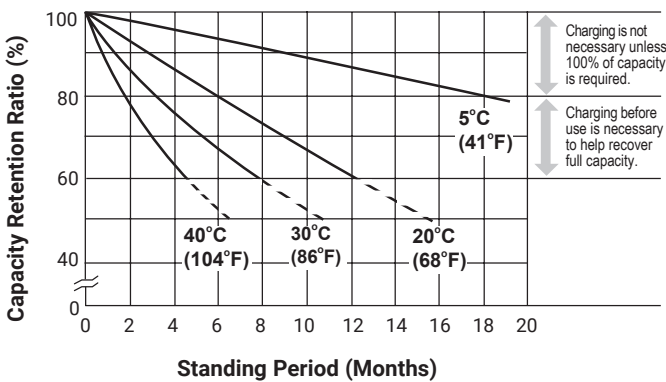
ventas@beracahmedica.mx

662 15 10 979

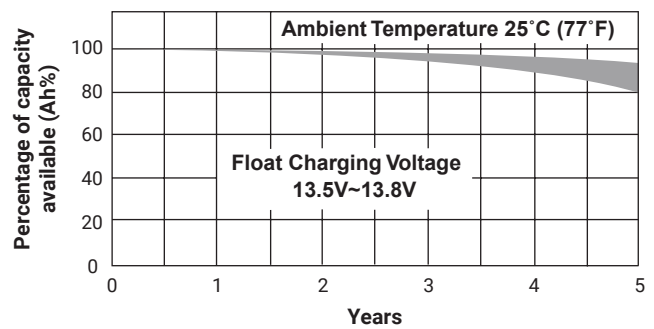
**PS-1223** 12V 2.10 AH @ 20-hr.  
12V 1.70 AH @ 10-hr.

Rechargeable Sealed Lead Acid Battery  
PS – General Purpose Series

**SHELF LIFE & STORAGE**



**LIFE CHARACTERISTICS IN STAND-BY USE**



**CHARGING**

**Cycle Applications:** Apply constant voltage charge at 14.4V~15.0V at 25°C (77°F). Initial charging current should be set at less than 0.63A. Switch to float charge to avoid overcharging.

**“Float” or “Stand-By” Service:** Apply constant voltage charge at 13.5V~13.8V at 25°C (77°F). Initial charging current should be set at less than 0.63A. When held at this voltage, the battery will seek its own current level and maintain itself in a fully charged condition.

**Temperature Compensation:** Charging Voltage for both Cyclic and Standby applications should be regulated in relation to ambient temperature. As temperature rises charging voltage should be reduced to prevent overcharge and increased as temperature falls to avoid undercharge.

For further charging information including temperature compensation factors, see Power Sonic Technical Manual/ Power Sonic Charger specifications.

**CHARGERS**

Power Sonic offers a wide range of chargers suitable for batteries with a variety of capacities.

Please refer to our website for more information on our switch mode and transformer type chargers.

Please contact our technical department for advice if you have difficulty in locating a suitable charger.

**FURTHER INFORMATION**

Please refer to our website [www.power-sonic.com](http://www.power-sonic.com) for a complete range of useful downloads, such as product catalogs, material safety data sheets (MSDS), ISO certification, etc.

**APPLICATIONS**

- General purpose
- Medical
- Emergency lighting
- Fire and security



Distribuidor

**Beracah**  
MEDICA

ventas@beracahmedica.mx

662 15 10 979