

**BIOTEQ®**  
*Improving lives*



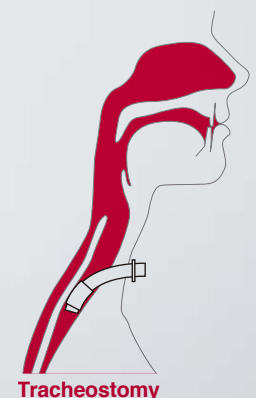
# Closed Suction Catheters

## BIOTEQUE CORPORATION

5F-6, No.23, Sec. 1, CHang-An E. Rd., Taipei 104, Taiwan  
Tel: +886-2-2571-0269 | Fax: +886-2-2536-1967 | <http://www.bioteq.com.tw>  
©Bioteque Corp. November, 2011 | Brochure No.: BT-SC-02



Endotracheal



Tracheostomy

<http://www.bioteq.com.tw>

for  
**Pediatrics &  
Neonates**



**BIOTEQ Closed Suction Catheter**

Offers pediatric / neonatal intubated patients a more comfortable suction procedure without breaking up the oxygen support. With color marked tubing and softened catheter tip, the depth of catheter insertion can be precisely controlled and the damage on the mucus membrane can be minimized to the lowest level.

**Ergonomic Control Button**  
Takes only single move to manipulate the suction source.

**Day-of-change Sticker**  
Reminds caregivers the correct day for changing a new catheter.

**Color Coded Control Button**  
Follows ISO standard to help healthcare providers identify correct catheter size with just one glance.



**Color-Marked Tubing**  
Provides better recognition for insertion depth.

**Catheter Sleeve**  
Fully covers the suction catheter for better protection on both healthcare practitioners and the patients. Meanwhile, the transparency and the softness of the material offer easy operation for the procedure.

**Y Adapters**  
Ranging from 2.0 / 2.5 / 3.0 / 3.5 / 4.0 / 4.5 / 5.0 / 5.5 mm are specially prepared for pediatric patients.

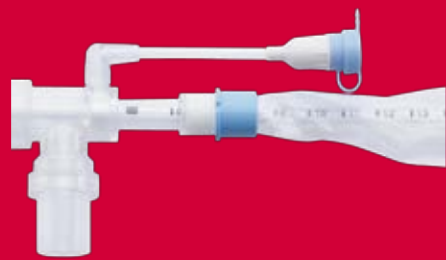
Model	Catheter Size	Length(mm)	Control Button	Y Adapters
BT-SC1-0532	05 Fr/1.6mm	320	● Gray	2.0mm / 2.5mm
BT-SC1-0632	06 Fr/2.0mm		● Light Green	2.5mm / 3.0mm / 3.5mm
BT-SC1-0732	07 Fr/2.3mm		● Purple	3.0mm / 3.5mm / 4.0mm
BT-SC1-0836	08 Fr/2.6mm	360	● Light Blue	3.5mm / 4.0mm / 4.5mm
BT-SC1-1041	10 Fr/3.3mm		● Black	4.5mm / 5.0mm / 5.5mm
BT-SC2-0532	05 Fr/1.6mm	320	● Gray	2.0mm / 2.5mm
BT-SC2-0632	06 Fr/2.0mm		● Light Green	2.5mm / 3.0mm / 3.5mm
BT-SC2-0732	07 Fr/2.3mm		● Purple	3.0mm / 3.5mm / 4.0mm
BT-SC2-0836	08 Fr/2.6mm	360	● Light Blue	3.5mm / 4.0mm / 4.5mm
BT-SC2-1041	10 Fr/3.3mm		● Black	4.5mm / 5.0mm / 5.5mm



**BIOTEQ®**  
**Closed  
Suction  
Catheters**



for  
**Adults**



**SC2 Type**  
Closed Suction Catheter with  
One-Way Irrigation Port is the  
most frequently ordered model  
for healthcare sectors.



**SC3 Type**  
Closed Suction Catheter with  
One-Way Irrigation Port and an  
additional MDI Port provides all  
functions for patients requiring  
suction treatments.

**BIOTEQ®**  
**Closed  
Suction  
Catheters**



#### **BIOTEQ Closed Suction Catheter**

Offers tracheostomy patients and endotracheal intubated patients a more comfortable suction procedure without breaking up the oxygen support. Furthermore, with **BIOTEQ Suction Jet Closed Suction Catheters**, healthcare practitioners are able to reduce the catheter change frequency from current every 24 hours down to every 72 hours. Such change helps hospitals effectively not only control the healthcare cost but also lower the cross contamination rate.

#### **Smoothened Tip**

Minimizes the damage on mucus membrane to the lowest level.



#### **Double Swivel Connectors**

Allow 720-degree adjustment on tubing angles to improve patients' comfort.

**Additional MDI Port**  
Provides another access of  
medication for medical staff.



#### **Durable Valve**

Stands 500 times insertion and  
withdrawal manipulation.



#### **One-way Irrigation Port**

Helps not only maintain the air circuit  
pressure but also take the injection of  
normal saline to clean up the catheter  
after each suction procedure.





**Color Coded Control Button**

Follows ISO standard that helps healthcare providers identify correct catheter size with just one glance.



**Ergonomic Control Button**

Takes only single move to manipulate the suction source.

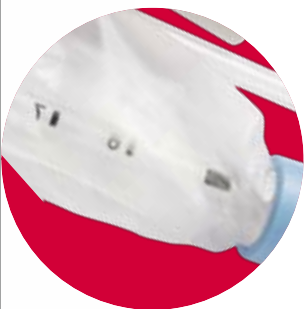


**Day-of-change Sticker**

Reminds caregivers the correct day for changing a new catheter.

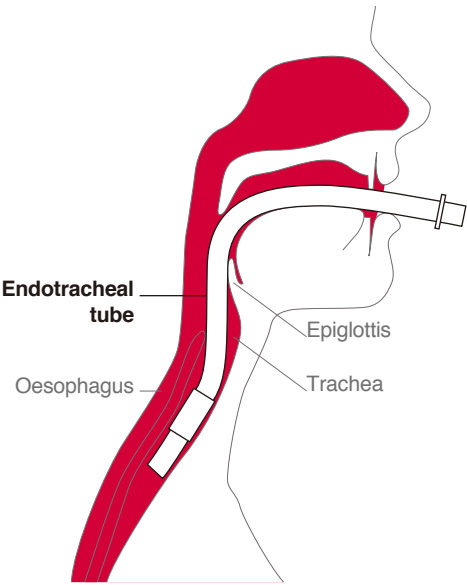
**Catheter Sleeve**

Fully covers the suction catheter for better protection on both healthcare practitioners and the patients. Meanwhile, the transparency and the softness of the material offer easy operation for the procedure.

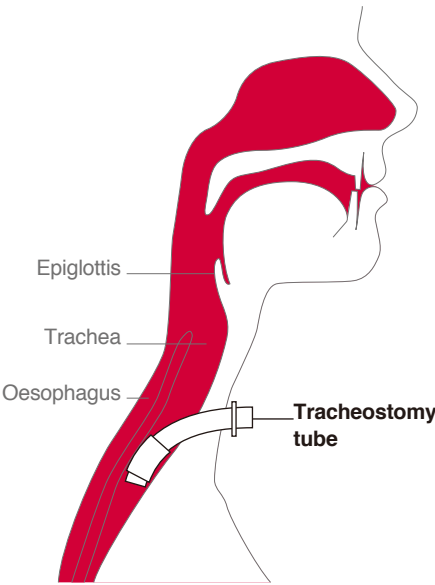


**Withdraw Mark**

Assists medical staff to park the catheter tip at the correct position for thorough cleaning.



**Endotracheal**



**Tracheostomy**

**Suction Jet Closed Suction Catheters**

Model	Catheter Size	Length(mm)	Control Button	Type
BT-SC2-1054D7	10 Fr/3.3mm	540	● Black	Double Swivel
BT-SC2-1254D7	12 Fr/4.0mm		○ White	Endotracheal
BT-SC2-1454D7	14 Fr/4.6mm		● Green	One-way Irrigation Port
BT-SC2-1654D7	16 Fr/5.3mm		● Orange	
BT-SC3-1054D7	10 Fr/3.3mm	540	● Black	Double Swivel
BT-SC3-1254D7	12 Fr/4.0mm		○ White	Endotracheal
BT-SC3-1454D7	14 Fr/4.6mm		● Green	MDI Port
BT-SC3-1654D7	16 Fr/5.3mm		● Orange	One-way Irrigation Port
BT-SC2-1036D7	10 Fr/3.3mm	360	● Black	Double Swivel
BT-SC2-1236D7	12 Fr/4.0mm		○ White	Tracheostomy
BT-SC2-1436D7	14 Fr/4.6mm		● Green	One-way Irrigation Port
BT-SC2-1636D7	16 Fr/5.3mm		● Orange	
BT-SC3-1036D7	10 Fr/3.3mm	360	● Black	Double Swivel
BT-SC3-1236D7	12 Fr/4.0mm		○ White	Tracheostomy
BT-SC3-1436D7	14 Fr/4.6mm		● Green	MDI Port
BT-SC3-1636D7	16 Fr/5.3mm		● Orange	One-way Irrigation Port

\*Suction Jet series are designed for 72 hrs usage.

**Closed Suction Catheters**

Model	Catheter Size	Length(mm)	Control Button	Type
BT-SC1-1054	10 Fr/3.3mm	540	● Black	Double Swivel
BT-SC1-1254	12 Fr/4.0mm		○ White	Endotracheal
BT-SC1-1454	14 Fr/4.6mm		● Green	
BT-SC1-1654	16 Fr/5.3mm		● Orange	
BT-SC2-1054	10 Fr/3.3mm	540	● Black	Double Swivel
BT-SC2-1254	12 Fr/4.0mm		○ White	Endotracheal
BT-SC2-1454	14 Fr/4.6mm		● Green	One-way Irrigation Port
BT-SC2-1654	16 Fr/5.3mm		● Orange	
BT-SC3-1054	10 Fr/3.3mm	540	● Black	Double Swivel
BT-SC3-1254	12 Fr/4.0mm		○ White	Endotracheal
BT-SC3-1454	14 Fr/4.6mm		● Green	MDI Port
BT-SC3-1654	16 Fr/5.3mm		● Orange	One-way Irrigation Port
BT-SC1-1036	10 Fr/3.3mm	360	● Black	Double Swivel
BT-SC1-1236	12 Fr/4.0mm		○ White	Tracheostomy
BT-SC1-1436	14 Fr/4.6mm		● Green	
BT-SC1-1636	16 Fr/5.3mm		● Orange	
BT-SC2-1036	10 Fr/3.3mm	360	● Black	Double Swivel
BT-SC2-1236	12 Fr/4.0mm		○ White	Tracheostomy
BT-SC2-1436	14 Fr/4.6mm		● Green	One-way Irrigation Port
BT-SC2-1636	16 Fr/5.3mm		● Orange	
BT-SC3-1036	10 Fr/3.3mm	360	● Black	Double Swivel
BT-SC3-1236	12 Fr/4.0mm		○ White	Tracheostomy
BT-SC3-1436	14 Fr/4.6mm		● Green	MDI Port
BT-SC3-1636	16 Fr/5.3mm		● Orange	One-way Irrigation Port